

DISPATCH

A ROYAL RANGERS MAGAZINE FOR MEN

FALL 1981



**How
To Stay
On Top**

**Advice
For the
Outpost
Commander**




**Reach
Spiritually
Deprived
Children**

**and
much
more!**



Its Fall! Get your Rangers outdoors!



DISPATCH

HERE'S THE LATEST
ON
ROYAL RANGERS!

FALL 1981

Vol. 18, No. 4



NATIONAL COUNCIL ACTION

At a recent meeting of the National Royal Rangers Committee, the following action of the Royal Rangers National Council was confirmed or authorized.

1. **SPECIAL LEADERSHIP AWARDS**
The requirements for such awards as "Outpost Commander's Award," "Leader's Service Award," etc., have been updated. Copies are available from your District Commander or from the National Office. (The revised "Outpost Commander's Award" will appear in the Winter 1981 Dispatch.)

2. **NEW ADVANCED AWARDS**
The following awards are now added to the list of advanced awards: Bugling Award, Bachelor Award, Home Repair Award, Sign Language Award, Reading Award, Gardening Award, Skiing Award, Horsemanship Award, Safety Award, Winter Camping Award, Electricity Award, and Leathercraft Award.

3. **FCF RING**
A new FCF ring for FCF members is now available from GPH. Write for details.

4. **RANGER OF THE YEAR**
A new revised form for evaluating the Outpost Ranger of the Year is now available. See article in this issue. (There will also be a new procedure for selecting the district, regional and national Ranger of the Year.)

5. **NTC FEES**
A leader who pre-registers at least one month before a 1982 NTC will receive a 15% rebate on his NTC fees.

NEW BOOKS
Two new books are now available: *Outpost Activities Book*: \$4.25 order number 02-0709 and the *Awards and Recognition Book*: \$1.95 order number 02-0715. Please order from GPH.

LEADERSHIP TRAINING COURSE CLARIFICATION

Can the Leadership Training Course be taken by correspondence?—is a frequently asked question; Section 1 through 5 may be taken by correspondence—directly from the National Office. The section entitled "Instructor Pre-Requisite Study" (Section 6) must be taken in a district seminar.

CONTENTS

PAGE

How To Stay on Top	Bob Fox	3
Caring About Eric	Wayne Kraiss	4
Just an Outpost Councilman	Mark Gentry	5
Outpost Evaluation		6
Devotions For Boys		7
Getting Away From The Crowd	Edmund Willis	9
Your Outpost Planning Guide	John Eller	10
The Sweat Lodge	Bob Simpson	12
Bedtime Rules For Camp	John Eller	13
Little Johnnie and the Lost Dollar	Connie Lanier	14

Staff

Editor: David Barnes, Assoc. Editor: John Eller, Art: V. I. Productions, National Committee: Silas Gaither, Paul McGarvey, Johnnie Barnes, Paul Stanek.


DISPATCH (ISSN 0190-4264) published quarterly by Royal Rangers, 1445 Boonville Ave., Springfield, MO 65802. Second-class postage paid at Springfield, Missouri. Copyright 1981 General Council of the Assemblies of God, Inc., Gospel Publishing House. Printed in U.S.A.

POSTMASTER: Send address changes to Dispatch, 1445 Boonville Ave., Springfield, MO 65802.



HOW TO STAY ON TOP

BY BOB FOX



Advice for the Outpost Commander During These Inflationary Times!

"How to stay on top when the bottom falls out," is the booklet offered by a leading TV minister. That tells you something of the times. I NEED ONE. The tents need replacing, higher food-camping cost, increase in chartering fees, awards, handbooks, and other basic outpost necessities. And I suppose the \$ has "GOT" the church budget. They have asked the outpost to come up with gas money for the bus when in Royal Rangers use . . . let's see, \$1.22 per gal., 10 miles per gallon. . . "Oooooooch!" In these inflationary times the Commander of the outpost, must employ all his expertise "to stay on top."

HOW HE RESPONDS TO THE PINCH will affect the outpost. Regardless of the pressure, as a commander, you must try not to pass it along, rather absorb it. If you show panic or irritableness those around you become jittery.

The **NUMBER 1** response to the pinch . . . should always be prayer. God's assets are staggering, heaven's economy is in great shape, and it will not fail us.

NUMBER 2 response . . . keep on giving. That keeps us connected with the great system (give and it shall be given unto you). God says when the going gets tough, "I'm going to supply all your needs" . . . don't cut yourself off from the source.

NUMBER 3 . . . Tighten the belt. God's promise is not a license to wasteful and indiscriminate spending. There are some things you could do without. Apply restraint when shopping for camp supplies . . . buy the right foods, go around the expensive precooked, instant meals, junk foods, etc. How about a pot of dried beans for a change (Bean Hole beans)? Baked potatoes are great. Portion food . . . 10 chips per boy, 2 cookies, 1 apple, etc. Experience has shown that boys will eat better, waste less and appreciate it more than if served family style. Use washable eating utensils, mess kits; the savings will be significant.

NUMBER 4 response . . . Demonstrate outpost worthiness of continued financial support. Conduct frequent Council of Achievements and other activities that bring your boys before the church in their Sunday best . . . grooming and uniform. Perform volunteer services for the congregation such as window washing, mowing grass, policing the grounds. Will Rogers once said, "People's minds are changed through observation and not argument." . . . Your outpost should not expect support without some accountability.

HOW THE CHURCH RESPONDS TO THE PINCH is important. Boys ministries deserve consideration. Future church leadership is within its ranks. The ones who will head the family and support future church ministries are there. Pastors, missionaries, and evangelists of tomorrow are being reached, taught and kept, to a large degree by the Royal Rangers outpost. They deserve a place in the church budget.

THE RESPONSE OF THE OUTPOST COUNCIL provides an opportunity to demonstrate their resourcefulness in meeting operating fund needs and special needs such as new tents. Fund-raising projects are super effective when led by the men who project a "the difficult we do immediately, the impossible takes longer" attitude. The following successful fund-raising events have been suggested to me:

Rummage sales.

Aluminum-copper scrap collecting.

Concessions . . . Church school activities, men's sports activities, on bus trips, etc.

Deliver hand bills for merchants.

Bean-chili or whatever dinners.

Corn pick-up . . . (Picking by hand what the corn picker left behind . . . paid by ear or per bushel.)

Fireworks stand.

Pine Wood Derby . . . admission fees, entry fees, concessions.

Pick up and sell walnuts.

Slave for a day . . . (Men and boys work per hour . . . money goes for project).


Concessions at public auctions.

Sponsors club . . . (Men pledge 5-10 dollars per month for support of Royal Rangers).

THE RESPONSE OF BOYS TO THE PINCH . . . should be positive. Sharing more of the load by paying dues, fund-raising projects, food showers for camping trips, are a few thoughts. Tight money is good if it helps us discover hidden abilities in men and boys, and if we become more creative, resourceful, and imaginative in managing our outpost. In fact, learning to manage better will bring order and stability in our lives will be reflected for the good in the outpost.

Come on guys, we've still got it pretty good. Let's simply put our brains to work, dare to try again, and by all means, entertain **NEW** ideas royally. One might be the **KING**.

—From Ranger News



Caring About Eric

By Wayne E. Kraiss

Reaching spiritually deprived children with the message of God's love takes our time and our patience.

I was just beginning my night shift as a police officer in a large metropolitan area when the Watch Commander told me to take Eric from our Police Department to the County Juvenile Detention Center. In rather coarse street language he said Eric had been arrested for grand theft after being caught taking over \$1,000 from a cash register. I picked up the transfer papers and observed Eric being brought to me by another police officer. He was a typical looking boy, ruffled hair, brown eyes, about 9 years old, with a little mischievous look breaking through the expression of fear on his face.

Eric looked me over for a minute as I completed the paper work. I told the other police officer I was accepting him and would take him to the Juvenile Center which was approximately 15 miles from our Police Station. Eric and I walked slowly toward the squad car as I kept a firm grip on his arm. Finally I said, "Eric, I don't want to handcuff you. You won't try to run away will you?" As we approached the squad, he sheepishly looked up and responded, "Sir I won't run, besides you've got a gun." I smiled at him and told him I didn't intend to have to use it on him and we got into the unit. I asked him to sit close to me, and we put on the seat belts as I radioed that we were on our way, and breathed a silent prayer asking the Lord, "Help me to get through to Eric. He's scared and we only have a few precious minutes together."

"Tell me about yourself, Eric," I said to awkwardly start the conversation. He responded with, "What do you want to know?" "Well, do you ever go to church," I asked. "Yes, sometimes but not very often," was his reply. "What's your favorite Bible story," I inquired. "Moses," he said. "Really? Why do you like the story of Moses?" I asked. "I don't know," he said rather weakly.

I asked him if he liked the story of Jesus. "I guess so, but He's mad at me," was his reply. "Eric," I said, "Jesus is not mad at you, He loves you. He died for you. He is preparing a place for you, and wants you to live in heaven with Him." There was no response. "Jesus doesn't like the things you've been doing because they are harmful to you. But He loves you, and doesn't want you to harm yourself," I said. Still no response.

"Eric, do you think your parents love you?" I asked. "Well, my Mom does, but my Dad doesn't like me." "Why do you say that?" I inquired. "Because my Dad isn't my real dad, he's my stepdad and he likes his own kids but not me. I'm not his kid." "Where's your first dad?" I asked. "I'm not sure," he said. "I like him a lot but he and Mom didn't get along well and they split up. I don't see him much

any more," he continued.

We were getting near the Detention Center and I wanted to focus a little more on his relationship with the Lord. I slowed the unit down and asked Eric if he prayed very often. "Oh, sometimes you know, before meals and sometimes before I go to bed," he said. "What's it going to be like up here? Will they be mean to me?" There was panic in his voice now as he asked those questions. I thought about some of the Southern California College students who went to that Detention Center and ministered to the children. I thought about some of the graduates from Southern California College who worked at the center and said, "Eric these people will be firm with you but not mean. They like boys. That's why they are here. You'll have a room of your own with a bed, lamp, and chair. You probably won't be here long before your hearing and then you'll be going home."

We were at the gate of the Detention Center. While waiting for the guard to open it, I took a few more moments to help Eric understand that Jesus loved him. We walked inside and he stood up against me at the receiving desk. I put my arm around him and we chatted some more. Eric didn't accept Christ on the spot, he still wondered if Jesus wasn't a little mad at him, but promised to pray that night as he went to bed.

As I drove back to the station and began my routine beat for the night, I kept thinking of Eric. I still think a lot about him. I talked to Darrell, one of the other officers, about him. Several months later I noticed a memo on the bulletin board. It was from Darrell asking for a day off to go on a camp-out with the Royal Rangers of his Assembly. Darrell and I have talked a lot about boys like Eric. He became more and more involved with the Royal Rangers in his church. Just a few weeks ago the whole Police Department honored him for his outstanding service as Commander of the Royal Rangers in his church.

I wonder if Eric liked the story of Moses because someone cared for Moses and loved him enough to risk hiding him? Did he wish someone loved him that much? Would Eric have been in trouble if his parents had been more aware of the tragic consequences of marital problems on young children? Did Eric's church somehow fail in communicating the true love of Christ to him? Did I get through? Could some other dad have reached him in his loneliness by helping in a Royal Rangers program and spending time with him on camp-outs? How many Eric's are there waiting for our time and love?

I've been more conscious of the time I spend with my two boys since I met Eric. Is there an Eric near you?

Just an Outpost Councilman

By Mark Zane Gentry



“What do you do in Royal Rangers?”
“Oh, I don’t really work with the Royal Rangers, I’m just on the Outpost Council.”

This conversation could be overheard in too many of our churches. Probably, this situation exists because most leaders do not understand how much an Outpost Council can do for the Outpost. I hope to point out the advantages of having an active, inventive Council.

There are specific duties for the Council members to perform which take a great burden from the Senior Commander. Among them are fund raising, promotion, and equipment care. These functions are vital and yet they often fall to the responsibility of the Senior Commander who may already be doubling as an Outpost Commander.

Any man who has served as a commander knows that there is more work than he can possibly do. If he could turn to someone to relieve him of part of his work load, he could spend more time

with the boys. Here are some suggestions.

It is recommended that there be 3-5 men to serve on the Outpost Council. They should be men with true desires to reach, teach, and keep boys for Christ. They should be encouraged to set up a schedule so that commanders could regularly count on at least one of them to attend every Outpost meeting. The regular attendance allows them to keep step with the Outpost and be active even though they may not be able to dedicate regular time to prepare program features, plan camp-outs, visit, etc.

Three major areas of involvement are Planning, Advancement, and Discipline.

PLANNING—The Council should meet regularly with the Senior Commander to help with Outpost plans (once a month usually). At these meetings each man could express his ideas on his special area. This could be a fruitful time of brainstorming, especially for the Senior Commander. Councilmen have a differ-

ent perspective of the Outpost because they are more detached and can offer guidance.

ADVANCEMENT—Besides planning the Councils of Achievement, each man can work with boys on their advancements and even present them with awards immediately upon successful completion of the requirements. This frees the commanders to spend more time with individual boys.

DISCIPLINE—This area is often neglected by the Commander because it is difficult to be a policeman and a friend at the same time. Often a man who doesn’t work with the boys every week is a better disciplinarian.

These are just a few of the many ways the Outpost Council can serve your Outpost. Let me challenge you to activate your Council. Get them involved and let them share the joy of serving Christ through boys.

—From Ranger News

OUTPOST RANGER OF THE YEAR EVALUATION FORM

This form is used by commanders to determine the "most representative" boy in the outpost for the calendar year just finished.

- 1. ADVANCEMENTS: 4 points for advancement rating, 2 points per current Red Cross card held, Additional 6 points for Gold Medal of Achievement (36 pts max)
2. ATTENDANCE: Number meetings present divided by number held less sickness or other valid reason. 90-up %: 10, 80-90: 9 etc. (10 pts max)
3. WEARING UNIFORM: Perfect--10, Never--0, or anywhere between (10 pts max)
4. CHURCH & SUNDAY SCHOOL ATTENDANCE: Number present divided by 50 (percentages) (10 pts max)
5. EXTRA OUTPOST ACTIVITIES/CAMPOUTS: List, maximum of 3, 2 points each (6 pts max)
6. SECTIONAL, DISTRICT, REGIONAL, NATIONAL EVENTS: List, maximum of 3, 2 points each (6 pts max)
7. BONUS POINTS: 2 points each--Buckskin, Vigil, JLTC, Aquatic Camp, Trapper's Brigade, God & Country, Buffalo's etc. (18 pts max)
8. OUTPOST ENLARGEMENT: Number new boys, list, 1 pt. each, max of 8 (8 pts max)
9. OUTPOST CONDUCT & COOPERATION: Excellent-8, Good-6, Average-4, Fair-2 (8 pts max)
10. LIVING BY RANGER CODE: Excellent-8, Good-6, Average-4, Fair-2 (8 pts max)

This form must accompany the boy in a folder to next higher level of testing with the following suggested items: Records of school honors, community honors, letter from principal, letter from Sunday school teacher or superintendent, letter from pastor, letter from sr. commander or outpost commander, etc.

DISTRICT, REGIONAL, NATIONAL COMPETITION

Selection will be obtained from a weighted average of four (4) areas:

- OUTPOST EVALUATION FORM ----- maximum 120 pts
SKILLS TEST--Taken from any required RR work at his age level----- maximum 150 pts
WRITTEN TEST--Taken from any required RR work at his age level ----- maximum 150 pts
ORAL INTERVIEW--By minimum of 5 staff members at level of testing. Questions-- maximum 150 pts should concern spiritual life, church involvement, helping others, attitude, appearance, etc.

All participants must be registered Royal Rangers in an up-to-date chartered outpost.

DEVOTIONS FOR BOYS



AMBITIOUS ANTS

by Larry Loree

Verse: Take a lesson from the ants, you lazy fellow. Learn from their ways and be wise! For though they have no king to make them work, yet they labor hard all summer, gathering food for the winter. Proverbs 6:6-8.

Ants must be the hardest working insects in the world. An ant can carry 52 times its own weight. That would be the same as an 80-pound boy lifting 4,160 pounds in one package.

Ants are sociable creatures and live in colonies rather than alone. Some ant "citizens" have as few as 12 or as many as 240,000 ants living together. There are thousands of species of ants. A survey in Maryland found over one billion ants of one species per acre.

As you can see, the total number of ants would be uncountable.

One species of ant is the harvester which collects large pieces of grain to store for the winter. Their underground nests are divided into nurseries, granaries, or fungus gardens. On sunny days they rake moist grain outside and let it dry off to keep it from sprouting.

As the writer of Proverbs tells us, the harvester ant has no king to tell it what to do. They have a queen, but she is not the boss. Without anyone nagging them, the ants faithfully go about their jobs. They know work has to be done.

We are sociable creatures just as the ant. We enjoy life best when we pitch in

and do our part. Whether it is at school, on a job, or at home, laziness hurts instead of helps.

Thought to remember: Since God has given me strength and health, He expects me to use it as much as I can. This way God, my parents, my friends, and even I will be pleased.

LIFEGUARDS AT SEA

by Warren Bebout

Scripture Reference: Psalm 119:105

Ever heard of a channel marker? Know what it does? Well, it is a buoy used to guide boats and ships. Its purpose is to show the boundary (or edge) of the shipping channels. Without these channel markers (or buoys) boats and ships would collide into or get stuck on sandbars or reefs.

Ships sometimes get on a collision course with these buoys ramming and battering them all over, yet these buoys hold fast to their moorings. Wild, strong, storm currents push and pull hard against the mooring cables of these buoys, yet they hold fast to their anchors through the most fierce storms. Some buoys have lights on them to guide ships through shipping lanes at night so that they won't run aground.

At times these buoys have saved lives of people during fierce storms at sea when their boats turn over. They cling to these buoys to stay afloat until help arrives. Yet other people who have no respect for these guardians at sea have beat

on them with their oars or gaffs, while others have shot at them with rifles and shotguns. But these sentinels at sea continue to hold fast to their moorings and do their job.

Here we could compare the Bible with one of these channel markers. The Scriptures guide us through our lives to keep us off a collision course with sin. Psalm 119:105 tells us that "Thy word is a lamp unto my feet, and a light unto my path." You will probably get battered by Satan every way you turn, but you can hold fast to our Solid Rock, Jesus Christ, if you ask Him to help you. He is our foundation and if we stand on His Word, our anchor will hold against all the hard knocks Satan throws at us daily.

Why not put your trust in our solid anchor, Jesus, who will not fail you. You can cling to Him during the wildest storms you'll ever face and He will never let you down. So when things get rough or tough, cling to Jesus and never let Him go—out of your heart and life. Jesus has never failed us yet! After all, He's our Master Ranger.

COUNTING STARS

by Larry Loree

Verse: He counts the stars and calls them all by name. Psalm 147:4

On some clear night, go outside and look at the beautiful sky. If all the conditions are right, you can count 2,000 stars out in space.

You might think that is all the stars

CONTINUED NEXT PAGE ►

DEVOTIONS FOR BOYS continued.



there are if it weren't for an Italian professor named Galileo Galilei. In 1609 Galileo was the first person to ever look at the skies through a telescope. He saw moons around Jupiter, craters on the moon and thousands of stars that make up the Milky Way. Though people had studied the stars for many years, now they could see wonders they had not dreamed of before.

One of the things that telescopes have allowed us to discover is that the earth is part of a huge galaxy filled with thousands of stars. Then also it has been discovered that there are one million known galaxies, and we do not know how many we cannot see. By simple arithmetic we can figure that there are over 100 billion stars which we can see by telescope.

The final information on all of the stars and all of the galaxies is not yet in the hands of the scientists. However, these statistics have long been in the hands of God. God has always known how many stars there are and He is able to count them. But the writer of the Psalms goes further than that. He reminds us that God has named and accounted for every single star.

An astronomer who works at the Hayden Planetarium in New York claims that he has never met a professional astronomer who is an atheist (a person who does not believe there is a God). After studying the vast beauty of space they must believe in a Great Designer.

Thought to remember: Since God takes a personal interest in over 100 billion stars, He is able to take a personal interest in me. Thank God for caring about me every day of my life.

TEETH

by Christine Drennan

Auckland, New Zealand

Today, we are going to talk about teeth. Everyone has them. But do you

know what they look like inside? They are made up of three parts, like we are. If you cut a tooth in half, you can see the three parts. The top part, the part you see in your mouth, is like your body—it's the part of you, you can actually see. The second part of the tooth can't be seen in your mouth, because it's covered by the first, and that's like your soul—your mind, again you can't see it.

The third part of the tooth, the pulp, is the most important part—as long as the tooth is in your mouth, it's this third part that gets the blood supply—the life—to the tooth. This part of the tooth has to be protected by the first two parts, which are harder, and this third part is like your spirit. If the blood supply gets cut off, the whole tooth dies. And if this life-giving part is taken out, there is still a space left where it was.

Your *whole* self is made up of three parts, your body, your soul, and your spirit. But in the Garden of Eden, when Adam and Eve sinned, the spiritual part of them died. So everyone else after them, was born with only two parts, their body and their soul. But everybody has a space in them that God has put there, especially for himself—that's like the middle part of the tooth—even if the pulp isn't there, the space that is made for it. Many people try to fill the empty space in their spirit with other things, or they try to ignore it because it's empty. But when you ask Jesus to come into your life, He fills that empty part of your spirit and makes your spirit come alive. Then your body is alive, your soul is alive, and your spirit is alive. You are now a completely whole person, who can talk to God and hear Him talk back to you, because it is the spirit part of you that hears God.

NO REASON TO WORRY

by Luther D. Brisky

Vancouver, Washington

In this day when there are so many wars, rumors of wars, the ability for a nuclear holocaust, fear of failure on the job, failing grades at school, there can be a great deal to worry about—sickness, sudden poverty, inability to cope with today's problems, etc.

Red Harper said, "It got so bad that if he didn't have something to worry about, he worried about it."

Well, you know, I think that is the way it is with many of us today. We can't pitch that tent just so, we can't build that campfire with the first match, or our food tastes rotten, but you know—we have no reason to worry!

Luke 12:7 says that even the very hairs of our head are numbered. Fear not therefore, ye are of more value than many sparrows.

Matthew 6:32 says that the Father knoweth that you have need of all these things.

Genesis 28:15 says, "I am with thee and will keep thee in all places whither thou goest, and will bring thee again to this land, for I will not leave thee until I have done that which I have spoken of thee. Psalms 34:20.

1 Peter 5:7—"Casting all your care upon Him, for He careth for you."

So, if you are like Red Harper and you worry about it when there is nothing to worry about, or if you worry about any little thing, read God's promises for they are a source of faith building—and—help us get to know God better.

GOD'S WINDMILLS

by Jack van Wijk

Purpose: To be aware of God's direction in our lives.

Story: As a boy I grew up in Holland, a country known for wooden shoes and windmills. The windmills fascinated me the most. They were so big and their sails would turn majestically, creaking as they turned the axle around.

Going inside you would see how the turning axle provided power for all kinds of jobs to be done, in some it would turn big grinding wheels, in another a sawmill and most of all it would be used as a pumping station, keeping the water level right.

To get the mill working, the miller first had to know which direction the wind blew, then he would turn the sails to the wind. The better he turned them to the wind, the better the mill worked.


On some days, the wind dropped away and then everything would come to a halt.

As I now think of these mills, I realize they resemble us and the wind that provides the power of God's Holy Spirit. We have the choice to let the Holy Spirit guide us and give us the power to stand in our Christian walk. He wants to be our sole motivator, but for us to get this, we will have to turn our sails to Him. By ourselves we are quite useless, we don't possess any power or strength.

In Zech. 4:6 we read: "It's not by might, nor by power, but by my Spirit saith the Lord of hosts."

Let us pray now, that God will show us how to listen to Him and to be quiet and first find out what He is telling us, so that we will receive a full measure of His Word. Listen, when He is telling us that we are turned the wrong way, so that we allow Him to do some adjusting in our life.

GETTING AWAY FROM THE CROWD



Gather up your Royal Rangers
and hit the trail!

BY EDMUND D. WILLIS

The beauty of backpacking is getting away from the roads, the crowds, and to see the beauty of God's handiwork. Toward the end of March while it was still cool weather, a group of 16 Trailblazers, Trail Rangers and Commanders trekked into Little Lost Creek State Forest west of St. Louis, Missouri.

We left the church on Friday evening and started our hike right at dark. Flashlights were a must since most of the hike was in the dark. We stumbled and dodged tree limbs for about a mile and a


half before we found the shallow cave we were to camp in. Soon we had supper on the fire and our bedrolls laid out on plastic ground cloths (no tents were needed under the overhanging ledge).

We had a devotion around the campfire before retiring, but it was still sometime before we got the boys bedded down. Next morning about daylight, we heard a turkey gobbling and one of the boys, who just happened to have a turkey call, got him to answer when he tried it. After breakfast and clean-up, we worked on different requirements the boys

needed for their First Class, Second Class, and Advanced Camping Awards. Before lunch, we took a hike to explore the valley and bluffs around our camp. After lunch, while setting up a compass course, I found a broken flint spear point and that's all that was needed to get the boys excited about looking for others. They found several flint tools and broken arrow and spear points. Later in the afternoon, we packed up and headed out of the valley. I will say it was easier going in than climbing out, but it was a very enjoyable way to spend a weekend. *

YOUR OUTPOST PLANNING GUIDE

BY JOHN ELLER



SEPTEMBER

SHELTER

OCTOBER

The planning guide for the Fall, 1981, quarter is focused upon three essentials in camping: shelter, fire, and food. One month is devoted to each of these elements respectively. It is important to emphasize the proper sequence given here. Reversal of the order can cause chaos.

SEPTEMBER: Shelter

- 1st Week: Choosing a campsite
- 2nd Week: Selecting Shelter
- 3rd Week: Constructing Shelter
- 4th Week: Sleep Gear

OCTOBER: Fire

- 1st Week: Fire Building
- 2nd Week: Types of Fires
- 3rd Week: Fire Safety
- 4th Week: Waterproofing & Lighting

NOVEMBER: Food

- 1st Week: Cooking
- 2nd Week: Without Pots & Pans
- 3rd Week: Food Sanitation
- 4th Week: Garbage
- 5th Week: Summary of Quarter Theme

Demonstration

1. Firewood & water
 2. Screen of trees
 3. Exposure to breeze
 4. No dominant trees to attract lightning
 5. No threatening limbs
 6. Watch for rocks
 7. Elevation (in case of flash floods)
 8. Landing and craft shelter
 9. Nearby fishing or swimming
1. Canvas: pup tents, wall tents, mountain tents, miner's tent, lean-to tents, forester tents, tepees
 2. Nylon tents

3. Display as many kinds of tents as possible: outside set-up ideal


1. Lean-tos made of tree branches
 2. Woodland huts
 3. Brush arbors
 4. Caves
 5. Overhangs
 6. Shelters using canoes or boats
 7. Shelter with poncho or tarp
- Display assorted bedding; down, polyester, etc.

Discuss clothing: seasons & weather
Making blanket beds
Footgear: boots & shoes
Display essentials: tinder, kindling, & fuel

- Demonstrate fuzz stick
Toolcraft: cutting & splitting wood
1. A-frame fire

YOUR OUTPOST PLANNING GUIDE

BY JOHN ELLER



FIRE

NOVEMBER

FOOD

2. Tepee fire
3. Hunters fire
4. Trench fire
5. Reflector fire
6. Beanhole fire
7. Imu fire
8. Criss-cross fire
1. Review rules: Sprinkle, scatter, sprinkle
2. Demonstrate proper clearing for fire
3. Water bucket nearby
4. Fuel safe distance
5. Garbage pail near fire
6. Value of "pack it in, pack it out"
1. Set up model campsite (outside, if possible)
2. Select proper shelter for climate & weather
3. Select proper fire for cooking, light &

warmth

4. Prepare proper menu for time of year
5. Give time for questions and comments

Resource

Backcountry Camping by Bill Riviere (1971); Doubleday & Co., Garden City, NY, pg. 65-117

The Complete Book of Practical Camping by John Jobson, (1974); Winchester Press, NY, pg. 15-44

Backcountry Camping; The Complete Book of Practical Camping (same as above)

Adventures in Camping: Equipment and Shelter Section

(Same as above)

Also see "Constructing Shelter," pg. 90 of *Leader's Manual*

(Same as above)

Backcountry Camping, pg. 118-135; *The Complete Book of Practical Camping*, pg. 77-81

Adventures in Camping: Equipment

(Same as above)

(Same as above)

"Food," pg. 91, *Leader's Manual*; "Cooking," pg. 96-99, *Leader's Manual*

Backcountry Camping, pg. 136-152; *The Complete Book of Practical Camping*, pg. 81-114

Adventures in Camping, Cooking Section

(Same as above)

Backcountry Camping; The Complete Book of Practical Camping; Adventures in Camping, Royal Rangers Leader's Manual

The Sweat Lodge

By Bob Simpson



This has been a bad year for colds and the flu. I hope you kept up with your vitamin C and didn't get sick.

In the old days we used to get the lard and lamp oil treatment, or sulphur and molasses, or maybe just a big dose of castor oil. That seemed to be the cure-all for most anything that ailed a person.

As a matter of fact—if you survived the medication you really tried to get up and act well so you would not get more. On the other hand, if you just laid there, they knew for a fact you were really sick.

Sometimes if they had any money they would send for a doctor, but in most cases, it just meant you were at their mercy and you got the full treatment. First came the nose drops and a hot mustard bath. Next you got your chest all greased up with a hot smelly grease. I don't know why they thought you had not suffered enough by this time, because they wrapped a scratchy old wool rag around your neck and chest next to your par-boiled skin, then you were buried alive under a ton of blankets and patchwork quilts. Man, it was a real sad story and this was only the first chapter. Come to think of it, maybe that is one reason people were so healthy back then.

My grandfather was a Cherokee and had a few remedies of his own. Do you know that many of our modern medications have ingredients used by some of the old medicine men for hundreds of years? They were a pretty sharp people to be able to take a few sticks and stones for tools, and live off the land the way they did.

I can remember my grandfather gathering fruit and cutting them up and drying them for the winter. Today we know this process as "dehydration." Back then we didn't know what to call it. We just did it so we wouldn't go hungry

that winter. He would always grow some popcorn and some Indian corn along with the sweet corn and the field corn for the livestock. Sometimes when he would try to tell me about the old ways and the Indian corn, I would be more interested in making a wigwam out of a corn shuck. But now I wish I would have listened more to what he had to say.

When the Indian had a bad cold he knew he had something bad inside him, and one way to get the evil or bad out of him was to purify himself by spending time in the sweat lodge. The sweat lodge was made by digging a hole about three feet into the ground and building a bark hut over the top of it. One side of the hole was dug out to make a ramp down into the center of the floor of the lodge. At this point another hole is dug into the center of the floor and filled with water.

The women would build a big fire at the top of the ramp and heat stones in the fire. The sick person was taken into the lodge and the women would begin to roll the hot stones down the ramp and into the boiling water. Soon the hut is filled with steam. The sick person begins to sweat the poisons out of his system and breathes the steam into his lungs. When this happens the phlegm is loosened and is able to be coughed up. Isn't it strange the way God provides for his children? They knew Him as the "Great Spirit" and were always ready to give thanks for the blessing of food and shelter.

I could go on and tell you about some of the medicine plants, barks, and roots they used and what they were used for, but I will save that for another time.

Until then, keep your nose in the wind, and may "The Great Spirit" paint your days with happiness.

Iron Hawk




BEDTIME RULES FOR CAMP

BY JOHN ELLER

There is always a round of duties and chores to be taken care of before bedtime at camp. You can tell a young buck from an old-timer by the way he gets ready for bed.

1. *Take your ax to bed.* Put the ax in its sheath and lay it under the blankets to keep dry. This will also keep it away from porcupines. Porkies will gnaw ax handles. They love the salt left by sweaty hands.

2. *Take your canoe or boat paddle to bed.* Lay paddle flat on the ground cloth beside you. Do not lean it against a tree as it will warp. Porkies will work on paddles also.



3. *Put soap in a towel roll in the tent.* Many small animals like soap, such as dogs and porkies.

4. *Cache all food.* This can be accomplished by using tree limbs. Make it difficult if not impossible for animals to reach. Otherwise, you may go hungry next morning.

5. *Pots and kettles should be upside down.* Position them where the wind cannot blow them away from the camp.

6. *Secure your campfire.* A night wind



may arise, blow away the coals, and start a fire.

7. *Store shoes in the tent.* They should be turned upside down and laid on a poncho or ground cloth. If you leave them outside, they may be filled with water come morning.

8. *Eyeglasses should be put in a shoe.* They should be safer there.

9. *Remove clothing and put on pajamas.* You are almost certain to sleep cold in your daytime clothes. It is dampness that keeps a person cold, and clothes worn during the day absorb moisture. The cooler the night the more important that you follow this procedure.

10. *Store underwear and other such clothing under your blankets.* Cotton


clothing in particular absorbs moisture and will become as wet as if dropped in the lake. If you have an extra poncho along, it's a good idea to wrap all clothing in it.


11. *Use your handkerchief at the head of your bed for a blindfold.* If the early morning sun keeps you from sleeping as long as you would like, tie the handkerchief over your eyes. Some campers even carry blindfolds for this purpose.

12. *Put your flashlight where you can reach it instantly.* There's no telling what kind of varmint may be in the woods.

13. *If there is a hard rain close the tent tightly.* All the fresh air you need will come through the canvas.

Good-night!





The Continuing Saga of Little Johnnie

Little Johnnie and the Lost Dollar
By Connie Lanier

Little Johnnie was a 9-year-old Royal Ranger. He belonged to an outpost in Florida. The Commander had just told the boys of an outing they were planning just one month away. He handed the boys a list of items they would need to take with them on the camping trip. They would have plenty of time to get all their materials together.

Little Johnnie sat straight up in his seat and his eyes got as large as saucers. A camp-out? A real live camp-out!

In no time at all, four weeks had passed and Little Johnnie found himself along with 18 other Royal Rangers out in the middle of the Withlacooches State Forest trying to put up a tent.

"No, you hold the end of the flap," Andrew yelled.

"I'll drive the pegs in," said Pete.

Little Johnnie decided he'd hold up the inside of the tent. But he knocked over the pole and the whole tent caved in on him. The tent looked alive with his head bobbing around inside. The boys laughed until they heard him holler, "Get me out of here!" Then they came to their senses and scrambled over to recover Little Johnnie.

Just then the Commander walked up and helped the boys with the needed instructions of getting the tent up. The Rangers had to set up tables and lay out their sleeping gear. They sure were proud of themselves.

Little Johnnie said to Andrew, "Whew, there sure is a lot to do when you go camping, huh?"

"Yeah," replied Andrew. "But come on, we'd better hurry. It's nearly time for our classes." The two boys took off running, hoping to see a snake or a raccoon on the way. Little Johnnie remembered that he left his hat in his tent. He ran back to get it, but right there in front of the side flap was a dollar bill. It looked as if it had been stepped on and ground into the dirt. One of the fellas must have dropped it when they were putting up the tent. He picked it up and looked at it. Well, he didn't know for sure if one of the fellas had dropped it. Maybe it was already there when they arrived. Maybe someone a long time ago lost it. Anyway, he put it in his pocket, grabbed his hat and ran off to class.

The Commander had a guitar and all the boys were sitting on the ground in a circle singing. Little Johnnie laughed at some of the songs. They were funny. Then they sang songs about Jesus and he could feel Jesus way deep inside. He felt

as if his heart had a big smile on it.

The Commander talked about being honest and how important it was for young men like themselves this day and time to be honest. The Bible says "Thou shalt not steal," Exodus 20:15. God wants us to be fair. People will respect us if we are honest. He also stated in Matthew 6:33, "But seek ye first the kingdom of God and His righteousness and all these things shall be added unto you." We never have to steal. God will always take care of us and give us the things we need if we seek Him first.

Just then Andrew raised his hand. The Commander said, "Yes, Andrew, what is it?"

"Someone here is not honest, Sir."

"What do you mean, Andrew?" replied the Commander.

"I had a dollar and someone stole it."

Little Johnnie put his hand in his pocket and cupped the dollar. He felt his face turn red. He didn't steal the dollar, but yet he had it in his pocket. He found it. What was he going to do? Would they believe him? He remembered what the Commander had just finished saying about being honest and if he sought God first, all these things would be added unto him. He didn't exactly know the whole meaning of that verse, but he decided that he'd tell and tell right NOW!

Little Johnnie stood up and took a deep breathe. "I have your dollar, Andrew. I didn't steal it either. I found it by the tent. You must have dropped it. It happened just before we came to class and everyone was already singing when I got here so I haven't had time to tell anyone. Here's your dollar."

Andrew hung his head. He was so embarrassed. Then he said, "I'm sorry, Little Johnnie. When it was gone I just thought someone stole it. I'm... I'm... sorry."

The Commander smiled. "I'm proud of all of you boys. You have done the right thing today and I'm sure the Lord is proud of you too. Let's pray and thank God for what He's done and ask Him to seal honesty in our hearts."

That afternoon the Royal Rangers roasted hot dogs over an open campfire. They went canoeing in spring water. Little Johnnie was convinced that absolutely nothing in the whole world could be better than a Royal Rangers Camp-out!

THE END.

Game Idea

AIRPLANE

RACE by F. S. Hall, Sr.



Items needed: 1. 8 x 11 paper
2. Colored pens or crayons

Have each boy build a paper airplane. Encourage the boys to color them. It will add to the excitement of making airplanes.

Set up a course and then have a race. Give a boy three tries and pick the longest throw as the best. You may even choose to build an obstacle course such as hoops or even boxes to throw them into. This will give the boys some competition.

Reward the boys for their effort. It is hard to build a good airplane that will fly. Help them or have the older boys assist.

HOOP A FEATHER

by F. S. Hall, Sr.

Items needed: 1. Wire hoops
2. Feathers

Fasten a wire hoop at about shoulder height of boy. Hoop may have to be raised or lowered for each boy.


Mark a line about five feet from hoop and give boy a feather.

Object of game is to blow feather into hoop and the team gets a point. If the feather touches the floor, it becomes the next boy's turn.

Set up more than one hoop so the different age groups can all play at the same time.

Set a time limit and the team with the most points wins. In the event of a tie, have two boys play off. The first to get feather in hoop wins.

Reward winning boys



Practical Ideas To Perk Up Your

Royal Rangers Meetings


Are you looking for fresh new ideas to keep enthusiasm high in your meetings? Here's a volume with creative ideas for premeeting activities, program features, recreation, crafts, outdoor activities, campfire meetings, and more. With valuable ideas for

each age level, this book is an essential tool for every Royal Rangers leader.

02 HF 0709 \$4.25



Postage/handling charges (subject to change): Less than \$10.00, 15%; \$10.00-\$24.99, 10%; \$25.00-\$49.99, 9%; \$50.00 or more, 7%.



" GOTTA RUN, MABEL. I THINK I HEARD THE KIDS."



" I'M CALLING TO SEE IF ANY ACTION HAS BEEN TAKEN ON OUR REQUEST FOR A NEW ATHLETIC FIELD?"

A Knife In Muddy Waters

By Matt Meyer

The midafternoon sun brought welcome warmth this chilly autumn afternoon as I sat on the sandy soil of the steep riverbank. Overhead, a steady north breeze rustled the swaying branches of the cottonwoods. In my left hand rested a well used fishing rod. Scattered on the bank beside me lay a roll of extra fishing line, my metal tackle box, and an old black handled pocket knife which would later teach me a lesson. Twelve feet below, on the gently swirling muddy waters of the 102 River, floated the red and white fishing bobber. The bobber remained still; indicating that no fish had yet been enticed to taste the earthworms on the sharp treble hook below.

Although the river was known to have given up many of its sizable channel and bullhead catfish to fishermen who frequented its banks, today fishing had not been good. Only an occasional nibble interrupted my quiet contemplation. Looking around me I wondered how it is that some people cannot see that this wonderful creation is more than just a geological and biological accident.

As the sun slowly drifted downward toward the western horizon, I decided it was time to make a change in fish bait. Having had good success in the past with chicken liver as catfish bait, I reached

into my tackle box and pulled out a small plastic container containing fresh chicken liver. However, the chunks of liver were too large to be used and needed to be cut into smaller pieces. I picked up my pocket knife to cut the meat. Although the two bladed knife was rather ordinary looking it was very special because it had been given to me by my dad.

All of a sudden, the knife slipped from my hand and rolled down the riverbank and bounced into the muddy river with a dull splash. For a moment I sat unmoved. My first thought was that I had lost an ordinary pocket knife. But now that the knife was gone I realized that it was not so ordinary after all. It was the only one I had and besides, it had been given to me by my father.

Staring at the cold brown water I had to make a decision. Should I go after the knife?

As I weighed the alternatives a parallel thought occurred to me. Although the analogy is imperfect, my current situation struck me as being similar to what God must have experienced as He made the decision whether or not to rescue mankind. God decided that mankind, in fact each one of us as individuals, was special to Him and worth rescuing. He acted by sending His Son, Jesus Christ to

fulfill that mission. Jesus left the gloriously splended presence of the Father in heaven, the most powerful position in the entire vast, immense universe, to be lowered into the cold muddy waters of planet earth and become a human being. Through His saving life, death, and resurrection He paid the price and made it possible for individuals such as you and I to be redeemed and have life abundant¹ and eternal if only we will accept Him by faith.²

With these thoughts in mind I removed my shoes and lowered myself waist deep into the river and began to search. Just when I was ready to give up, my bare foot felt the knife on the soft river bottom. Promptly I retrieved it, climbed out of the water and headed for home.

While this is a simple story, it does illustrate a profound truth; we as people (illustrated by the fallen and lost knife) were in the pits and totally unable to alter our condition. God took the initiative to pay the price (His Son) and lift us up, pull us out, and set us free. Jesus said, "If therefore the Son shall make you free, you shall BE FREE INDEED."³

¹John 1:12

²John 10:10

³John 8:36

